

Features

- Supports multiple Cypress EPROM Field Programmable Clock Generators: CY2071AF, CY2291F, CY2292F (SOIC only), CY2907F8, and CY2907F14
- Separate device specific socket adapters
- Allows quick and easy prototyping
- Compact design for portability
- Easy to use interface: Microsoft® Windows®
- User friendly CyberClocks™ software for JEDEC file development

Kit Contents

- Programmer Unit
- Serial Port Cable
- AC/DC Adapter
- CD containing: CyClocks Software, CY_FT_G_V2 Programmer Software, and data sheets for supported devices
- Socket adapters are required and are available separately

Functional Description

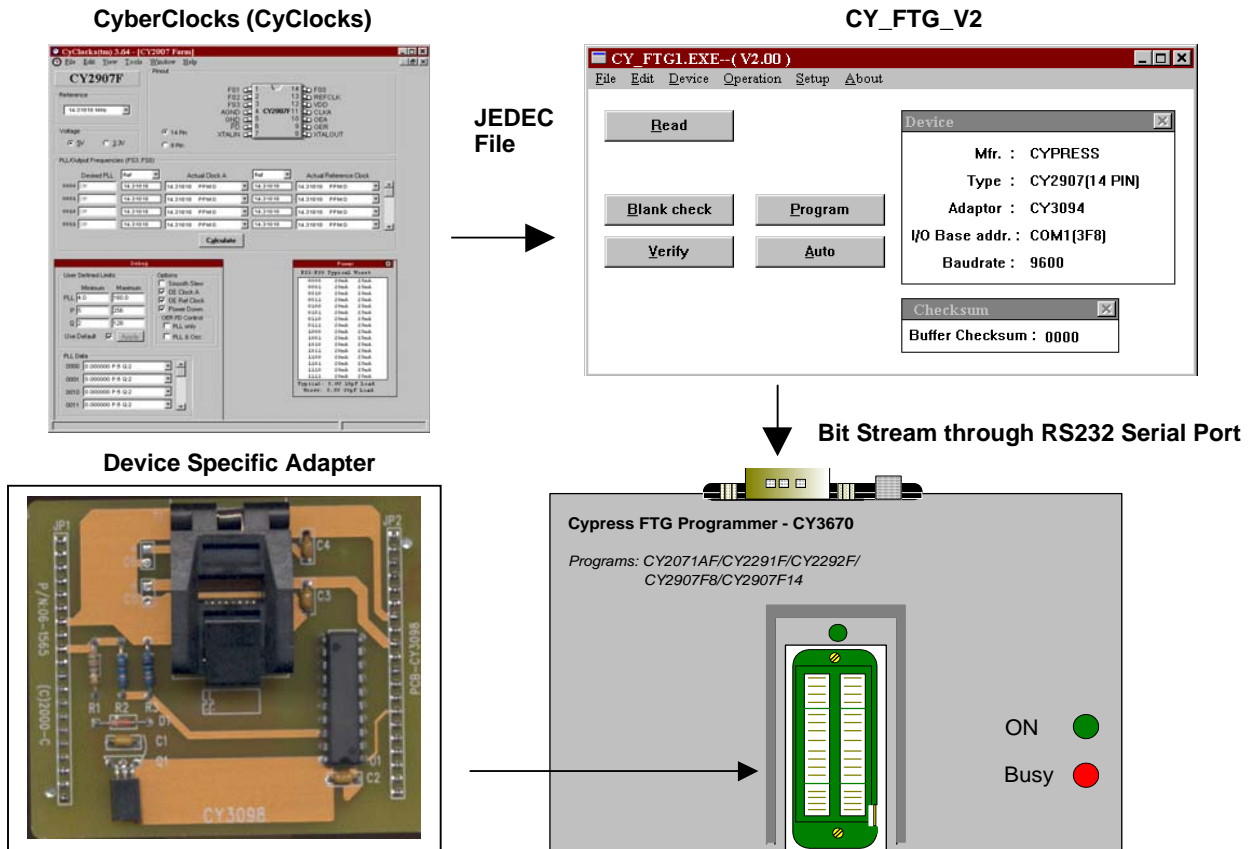
The **CY3670 FTG Programming Kit** enables users with a PC to program Cypress EPROM Field-Programmable Clock Generators quickly and easily. The two setup requirements are a power connection and a serial port connection with the PC, as shown in **Figure 1**.

Using CyberClocks™ software, users can configure their parts to the required specifications and generate the corresponding JEDEC file, which is used for programming.

In addition, CyberClocks software provides PPM optimization and power calculations.

The JEDEC file is loaded into the CY_FT_G_V2 software that communicates with the programmer. The CY_FT_G_V2 software also has blank-check capabilities and the ability to read, verify, and view the EPROM table from a programmed device. This procedure is shown in **Figure 1**.

Figure 1. Programming Procedure



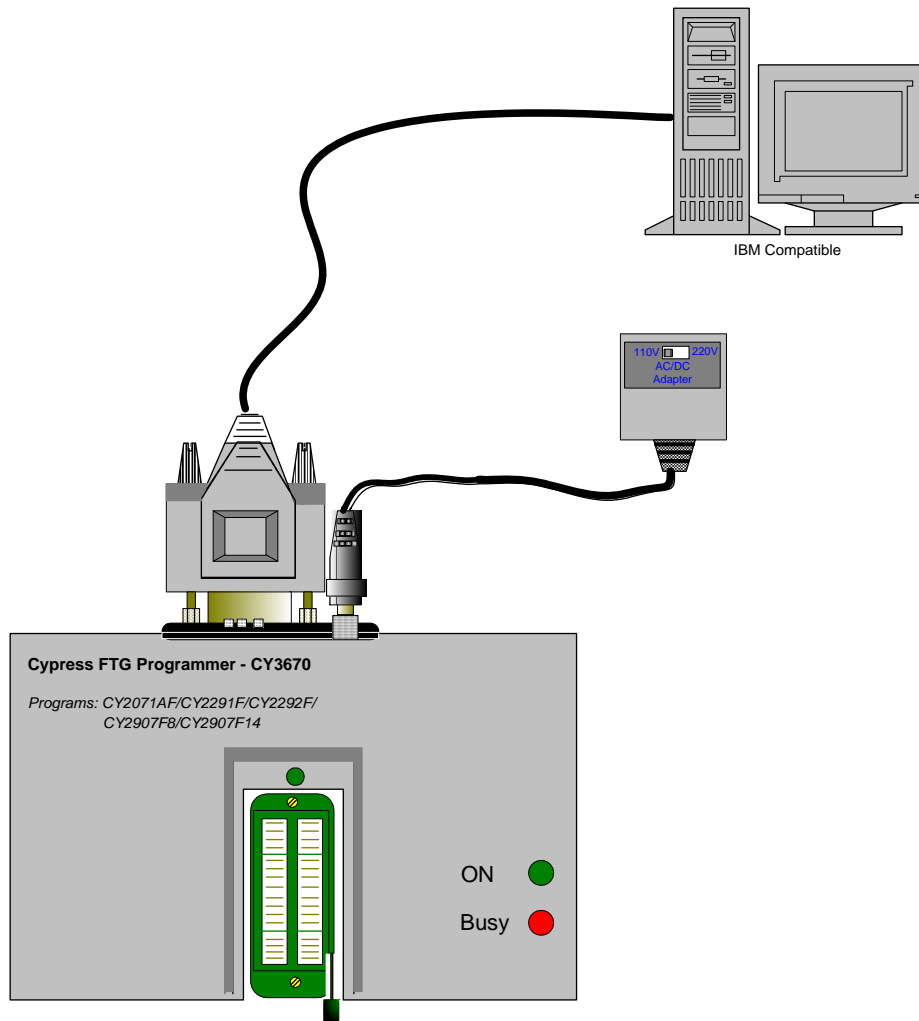
Setup

Hardware

The **CY3670 FTG Programming Kit** has a very simple setup procedure. As shown in **Figure 2**, the two connections are the power and the RS232 serial cable to the computer. The programmer must be connected to a PC through a serial port and must receive power through the included AC/DC adapter. The AC/DC adapter is connected to a standard 110V/220V wall outlet. The final step is to use the appropriate adapter for the device to be programmed.

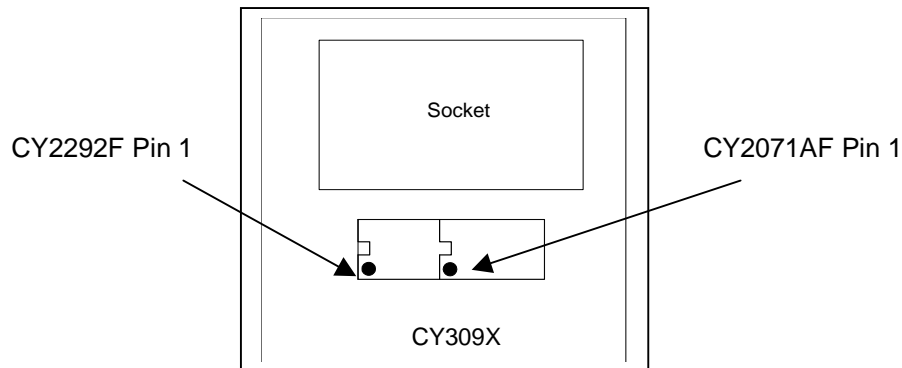
Figure 3 on page 3 is a close up of the socket and shows the correct orientation for placing the device in the socket. The device must be placed according to the device placement that appears on each adapter. The dots correspond to pin 1 of the device.

Figure 2. FTG Programming Kit Setup ^[1]



Note

1. When plugging the AC/DC adapter into an outlet, be sure to set the 110V/220V switch to the correct setting (110V in the US) as shown on the power adapter in **Figure 2**. If no switch exists, it automatically selects between 110V and 220V.

Figure 3. Device Orientation Diagram On The Adapter


Software

Setting up the software is as easy as setting up the hardware. The included CD contains CyClocks, CY_FTG_V2, a readme file, and a folder containing data sheets. The readme file contains information on programming procedures and must be read first.

To install CyClocks, the preferred method is to download and install the latest version of CyberClocks software from the Cypress website. CyClocks is now a subset of CyberClocks. Users must be aware that CyberClocks is not the same as the CyberClocks Online web-based application.^[2]

The CY_FTG_V2 software does not require installation. Copy the CY_FTG_V2 directory from the CD to the desired location on your machine. A COM port and BAUD rate must be set when the CY_FTG_V2 is first run. The latest version of this software may be located by searching the Cypress website <http://www.cypress.com> for "CY3670".

Adapters

The [CY3670 Kit](#) does not include any socket adapters. The necessary adapters may be ordered from Cypress Semiconductor. To order an adapter, contact your local Cypress sales office or representative, or visit the online store at www.cypress.com. The section [Ordering Information](#) on page 3 lists the available adapters and their corresponding devices.

Electrical Characteristics

Item	Part Description	Cypress Part Number	Characteristics
1	Cypress FTG Programmer	CY3670	Voltage 12VDC. Supports CY2292F, CY2291F, CY2071AF, CY2907F8, and CY290714 through adapters purchased separately.
2	Serial Cable	–	UL approved standard 9 pin serial cable. (RS232: one end male /other end female) 80° C, 300V, VW-1, 28AWG, AWM I/II.
3	Power Adapter	–	Input: 110V/220V AC, 60/50 Hz The CY3670 programmer draws from 100 to 150mA. At this load, the adapter supplies 12V, which is the required voltage. The rated Output: 9V DC is specified for 1A load (This adapter does not have a voltage regulator.)

Ordering Information

Ordering Code ^[2]	Description
CY3670	FTG Programmer Kit
CY3093	Socket Adapter for CY2291F
CY3095	Socket Adapter for CY2292F (SOIC package only)
CY3096	Socket Adapter for CY2071AF
CY3097	Socket Adapter for CY2907F8
CY3098	Socket Adapter for CY2907F14

Note

- Be sure to check for CyberClocks updates at <http://www.cypress.com/cyberclocks>

Document History Page

Document Title: CY3670 FTG Programming Kit Document Number: 38-07410				
REV.	ECN NO.	Issue Date	Orig. of Change	Description of Change
NEW	114457	07/24/02	CKN	New Datasheet
*A	1938667	See ECN	KVM/AESA	Change title from "CY3670 PTG Programming Kit" to "CY3670 FTG Programming Kit" for consistency Change document status from Preliminary to Final Remove references to socket adapter CY3099 and support for CY2292FZ (TSSOP package) Clarify that the CY3670 kit does not include any socket adapters Correct obsolete website URLs Correct software references: previously referred to CyClocks but not CyberClocks

© Cypress Semiconductor Corporation, 2002-2008. The information contained herein is subject to change without notice. Cypress Semiconductor Corporation assumes no responsibility for the use of any circuitry other than circuitry embodied in a Cypress product. Nor does it convey or imply any license under patent or other rights. Cypress products are not warranted nor intended to be used for medical, life support, life saving, critical control or safety applications, unless pursuant to an express written agreement with Cypress. Furthermore, Cypress does not authorize its products for use as critical components in life-support systems where a malfunction or failure may reasonably be expected to result in significant injury to the user. The inclusion of Cypress products in life-support systems application implies that the manufacturer assumes all risk of such use and in doing so indemnifies Cypress against all charges.

Any Source Code (software and/or firmware) is owned by Cypress Semiconductor Corporation (Cypress) and is protected by and subject to worldwide patent protection (United States and foreign), United States copyright laws and international treaty provisions. Cypress hereby grants to licensee a personal, non-exclusive, non-transferable license to copy, use, modify, create derivative works of, and compile the Cypress Source Code and derivative works for the sole purpose of creating custom software and or firmware in support of licensee product to be used only in conjunction with a Cypress integrated circuit as specified in the applicable agreement. Any reproduction, modification, translation, compilation, or representation of this Source Code except as specified above is prohibited without the express written permission of Cypress.

Disclaimer: CYPRESS MAKES NO WARRANTY OF ANY KIND, EXPRESS OR IMPLIED, WITH REGARD TO THIS MATERIAL, INCLUDING, BUT NOT LIMITED TO, THE IMPLIED WARRANTIES OF MERCHANTABILITY AND FITNESS FOR A PARTICULAR PURPOSE. Cypress reserves the right to make changes without further notice to the materials described herein. Cypress does not assume any liability arising out of the application or use of any product or circuit described herein. Cypress does not authorize its products for use as critical components in life-support systems where a malfunction or failure may reasonably be expected to result in significant injury to the user. The inclusion of Cypress' product in a life-support systems application implies that the manufacturer assumes all risk of such use and in doing so indemnifies Cypress against all charges.

Use may be limited by and subject to the applicable Cypress software license agreement.